

SolarMax Energy Systems

Where to set the reserved power supply of Huawei base station



Overview

What is a Huawei base station?

Let's dive into a technical explanation. A base station, also known as an eNodeB (for 4G LTE) or gNodeB (for 5G NR) in Huawei's terminology, is a piece of equipment that facilitates wireless communication between user equipment (UE) like smartphones, tablets, and IoT devices, and the core network of the telecommunications provider.

Where is Huawei isitepower-m located?

Page 33 Huawei Digital Power Technologies Co., Ltd. Huawei Digital Power Antuoshan Headquarters, Futian Shenzhen 518043, People's Republic of China solar.huawei.com. View and Download Huawei iSitePower-M quick manual online. iSitePower-M ups pdf manual download. Also for: Map05a1, Mab05b1.

What is Huawei energy storage system & monitoring system?

The energy storage system can employ a variety of energy storage methods and temperature control modes to maximize energy utilization, while the monitoring system supports Huawei in-band & out-band GPRS/IP transmission through NetEco and M2000 on the back end. Dual power.

How many packages do I need to configure a Huawei antenna?

When it needs to be provided by Huawei, one package needs to be configured for a newly deployed distributed base station. Ground bar. Optional. One package is configured for each indoor site. If the antenna is provided by Huawei, two packages are configured for each site. One or two packages are configured at each site.

What is a base station Power Supply Unit (PSU)?

Power Supply Unit (PSU): This provides the necessary electrical power to operate the base station components. It ensures that all parts of the base station have a consistent and reliable power source. Backhaul Interface: This

is the connection between the base station and the core network.

What is Huawei PowerCube?

To address this situation, Huawei offers PowerCube, an industry-leading hybrid power supply solution. Built along the lines of a Micro-Grid Energy System (MGES), it comprises four elements – power generation, control, monitoring, and energy storage.

Where to set the reserved power supply of Huawei base station



HUAWEI BTS3 SERIES HARDWARE DESCRIPTION MANUAL ...

View and Download Huawei BTS3 Series hardware description manual online. M900/M1800 Base Transceiver Station. BTS3 Series transceiver pdf manual download. Also for: Bts30, Bts312, ...

[Get a quote](#)

Digitalizing site power for green connectivity and ...

This approach opens up base station resources, transforming them from communication stations into social stations that maximally utilize resources. In ...

[Get a quote](#)



HUAWEI ISITEPOWER-M QUICK MANUAL Pdf Download , ManualsLib

o Before connecting cables, ensure that the DC SWITCH on the power module and all the switches connected to the power module are set to OFF. Otherwise, the high voltage of the ...

[Get a quote](#)



Huawei sran site configuration principles , PDF , Computer ...

It provides definitions for base station components like BBUs, RRUs, and RFUs. It explains that 3900 series base stations use a modular design with BBUs and RF modules to support ...



[Get a quote](#)

Power Supply



Deploy the power supply device as close as possible to the communications devices so as to shorten the power feeder and lower the circuit voltage drop between the battery port and ...

[Get a quote](#)

RRU3942 Hardware Description: Huawei Base Station Component

Detailed hardware description of the Huawei RRU3942, covering functions, ports, cables, and auxiliary devices for base station deployment.

[Get a quote](#)



3900 Series Base Station Configuration Principles

Based on the specific configuration requirements in this document, the quantities of components to be

configured in a base station can be calculated and planned. The exteriors of components ...

[Get a quote](#)




51.2V 300AH

Huawei sran site configuration principles , PDF

It provides definitions for base station components like BBUs, RRUs, and RFUs. It explains that 3900 series base stations use a modular design with BBUs and ...

[Get a quote](#)



huawei base station

A Huawei base station is a critical component in modern telecommunications networks, specifically in cellular networks like 4G LTE and 5G NR. Let's dive into a technical ...

[Get a quote](#)

Huawei RRU3928 1800MHz radio base station teardown (part 1 ...

The power supply for the logic portion of the board is not symmetrical and

supplies both halves. The big connector on the ground has some more GND pins, as well as one pin for ...

[Get a quote](#)



Huawei RRU3928 1800MHz radio base station teardown (part 1 ...

The RRU3928 is an outdoor remote radio unit. It processes baseband and RF signal data. With the Software Defined Radio (SDR) technology, the RRU3928 supports the ...

[Get a quote](#)

forum.huawei

Huawei support community is a communication center for sharing experiences and knowledge, solving questions and problems for enterprise partners, customers and engineers.

[Get a quote](#)



Power Supply

The AC power supply system that consists of mains, uninterruptible power supply (UPS), and self-provided

generators should supply power in centralized mode. The power supply system ...

[Get a quote](#)



Huawei Enterprise Support Community

Huawei support community is a communication center for sharing experiences and knowledge, solving questions and problems for enterprise partners, customers and engineers.

[Get a quote](#)



Huawei BTS3900A Installation Guide V1.0 , PDF

This document provides installation instructions for a Huawei BTS3900A mobile base station. It describes how to install and connect the various components ...

[Get a quote](#)



HUAWEI ISITEPOWER-M QUICK MANUAL Pdf Download

o Before connecting cables, ensure that the DC SWITCH on the power module and all the switches connected to the

power module are set to OFF. Otherwise, the high voltage of the ...

[Get a quote](#)



Huawei BTS3900A Installation Guide V1.0 , PDF , Power Supply ...

This document provides installation instructions for a Huawei BTS3900A mobile base station. It describes how to install and connect the various components of the system including the RF ...

[Get a quote](#)


poe power-reserved (AP system profile view)

This problem can be solved by running the poe power-reserved command to set proper reserved power. When there is a burst increase in power consumption, the reserved power can support ...

[Get a quote](#)



Uninterrupted remote site power supply



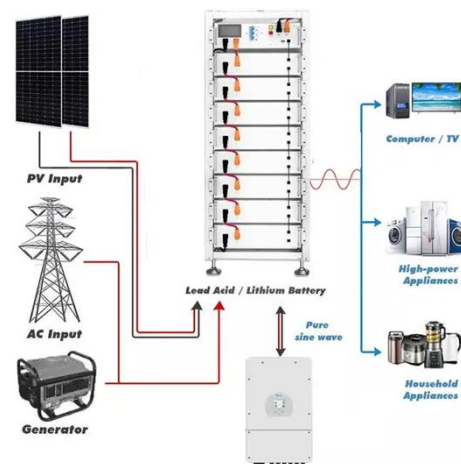
Considering that remote base stations must be highly-integrated, inexpensive, and modest, Huawei has developed its all-on-pole EasySite solution, which integrates the base station, ...

[Get a quote](#)

Power Supply and Distribution System Troubleshooting

Except mains outage, power supply and distribution faults are caused by the damage or failure of one or more components. Rectify the faults based on fault location and fault type.

[Get a quote](#)



Contact Us

For catalog requests, pricing, or partnerships, please visit:
<https://www.zenius.co.za>