

SolarMax Energy Systems

Outdoor AC Power Safety



Overview

This in-depth guide explores every aspect of outdoor AC unit wiring, from tools and materials to step-by-step installation, safety considerations, troubleshooting, and common FAQs for American homeowners and HVAC professionals. Do outdoor AC units need to be wired?

Wiring for outdoor AC units must meet National Electrical Code (NEC) standards as well as local municipal requirements, which are strictly enforced for safety. NEC Article 440 covers air-conditioning and refrigerating equipment specifically, while Article 300 covers general wiring methods.

Why do outdoor AC units need a breaker?

It allows quick power cutoff to the outdoor condenser unit for maintenance or emergencies and ensures compliance with electrical codes. This breaker is typically located near the condensing unit outside the home, providing an accessible means to isolate power from the equipment. Why Is a Breaker Required For Outdoor AC Units?

.

What should I do if my outdoor AC unit is not working?

For safety, observe these steps whenever working with or near your outdoor AC unit's electrical disconnect: Call 888-896-7031 for Free Local HVAC Quotes – Compare and Save Today! Turn Off at the Thermostat: Before using the outdoor switch, shut off your system at the thermostat indoors.

Are outdoor electrical systems safe?

From outdoor lighting and security systems to pools, spas, and garden tools, we rely on electricity to enhance our time spent outdoors. However, outdoor electrical systems come with their own set of safety risks, especially when exposed to the elements.

Do outdoor AC units need a disconnect switch?

The outdoor AC unit, or condenser, requires a dedicated 220–240V electrical circuit. The disconnect switch is placed in line between the home’s electrical panel and the condenser’s power leads. This setup provides a manual “interruption” point for safety and service.

What is an outside AC unit on/off switch?

The outside AC unit on/off switch is a safety and control device, typically mounted near your outdoor condenser unit. This switch allows homeowners and technicians to quickly disconnect power from the system before performing any repairs or maintenance. It’s a code requirement for most residential air conditioners in the United States.

Outdoor AC Power Safety



Outdoor Air Conditioners & Fans at Lowes

Find Outdoor air conditioners & fans at Lowe's today. Shop air conditioners & fans and a variety of heating & cooling products online at Lowes .

[Get a quote](#)

Efficient Wiring for Your Outdoor AC Unit

Another important reason to properly wire the outside AC unit is for safety purposes. Faulty wiring can lead to electrical hazards, such as short circuits or electrical fires.

[Get a quote](#)



Can I Spray My Air Conditioner With A Hose While It's Running?

How To Clean Your Air Conditioner Condenser With A Hose: Step-by-Step
The right cleaning approach boosts efficiency without causing damage. Follow these safe steps: 1. ...

[Get a quote](#)

How To Install An AC disconnect

I show how to wire the breaker into panel box to power the AC disconnect. I also show how to wire the disconnect and whip for the HVAC unit. This AC disconnect is for a mini split. Enjoy!

[Get a quote](#)



Outside AC Unit On Off Switch: A Homeowner's Guide To Air ...

This comprehensive guide covers everything from identifying your AC disconnect to troubleshooting and replacing the switch, ensuring reliable and safe air conditioner ...

[Get a quote](#)

Essential Guide To The Outside AC Unit On/Off Switch: Location, Safety

This guide details the explanation, function, safety procedures, common issues, and practical tips for using and maintaining the outdoor air conditioner disconnect switch.

[Get a quote](#)



Outdoor Electrical Safety: What You Need to Know

Read on to learn essential tips for



ensuring outdoor electrical safety, the most common hazards to watch out for, and why you should always rely on a professional electrician for installation, ...

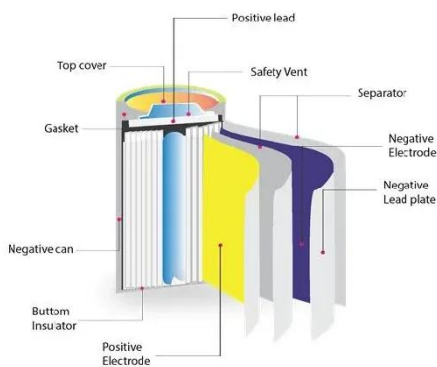
[Get a quote](#)

Air Conditioning Disconnects: The Basics Every ...

Air conditioning disconnects, also known as a disconnect switch, is a safety device installed near your air conditioning unit. Its primary function is ...



[Get a quote](#)



Why Isn't My Outside AC Unit Turning On? 6 Causes ...

When the temperature inside seems like it never drops, the issue may be the outside AC unit. Find out why the outside AC unit isn't turning on ...

[Get a quote](#)

Essential Guide To The Outside AC Unit On/Off ...

This guide details the explanation, function, safety procedures, common issues, and practical tips for using and

maintaining the outdoor air ...

[Get a quote](#)



Outdoor Electrical Safety Tips for Homeowners

When it comes to maintaining a safe home, the importance of outdoor electrical safety cannot be overstated. Whether you're installing lighting, using outlets, or handling ...

[Get a quote](#)

Efficient Wiring for Your Outdoor AC Unit

Another important reason to properly wire the outside AC unit is for safety purposes. Faulty wiring can lead to electrical hazards, such as short circuits or ...

[Get a quote](#)



Outside AC Unit On Off Switch: A Homeowner's Guide To Air Conditioner

This comprehensive guide covers




everything from identifying your AC disconnect to troubleshooting and replacing the switch, ensuring reliable and safe air conditioner ...

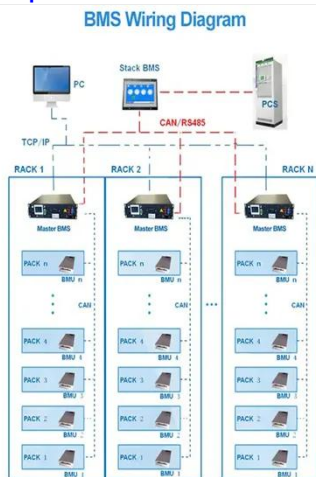
[Get a quote](#)

Outdoor AC unit not turning on , Lennox

You should seek professional help for your outdoor AC unit if it's not turning on when basic troubleshooting steps mentioned earlier fail to resolve the issue, especially if you ...



[Get a quote](#)



The Outside Part Of Air Conditioner: Comprehensive Guide To The Outdoor

The outside part of an air conditioner, known as the outdoor unit or condenser unit, plays a critical role in cooling American homes and businesses. Understanding its ...

[Get a quote](#)

Air Conditioner Wires Exposed: Causes, Risks, Safety Tips, And

...

What Causes Air Conditioner Wires To Become Exposed? Wear And Tear Over Time Age is a primary factor in AC wire exposure. Over years of use, insulation on electrical ...

[Get a quote](#)



Protect Your Outside AC Unit: Expert Tips & Advice

Maintain adequate clearance around the outside AC unit for optimal airflow and performance. Protect the outdoor unit from weather elements like rain, wind, hail, and snow to ...

[Get a quote](#)

Breaker For AC Unit Outside: Complete Guide to Outdoor AC ...

...

When installing or troubleshooting an air conditioner, knowing about the breaker for AC unit outside is critical for safety and efficiency. Understanding how these breakers work, ...

[Get a quote](#)



Protect Your Outside AC Unit: Expert Tips & Advice

Maintain adequate clearance around the



outside AC unit for optimal airflow and performance. Protect the outdoor unit from weather elements like rain, wind, hail, and snow to prevent ...

[Get a quote](#)

Outdoor Ac Disconnect Switch

Heavy Duty Safety Switches, 240 Volt AC 4 Wire 2 Pole Non-Fusible 100 Amp Disconnect Switch, Multiple Insulation Protection To Ensure Your Safety, NEMA-3R Enclosure, Lockable Design, ...

[Get a quote](#)



48V 100Ah



Outdoor AC Unit Wiring: A Comprehensive Guide For Safe And ...

This in-depth guide explores every aspect of outdoor AC unit wiring, from tools and materials to step-by-step installation, safety considerations, troubleshooting, and common ...

[Get a quote](#)

Outdoor AC Unit Wiring and Installation Tips For ...

The procedure for hooking up the power is straightforward. It's similar to hard-

wiring an in-wall AC or the outdoor unit
for a ducted central air ...

[Get a quote](#)



Complete Guide To The Air Conditioner Circuit Breaker Outside: ...

For most American homeowners, understanding the importance of the air conditioner circuit breaker outside is crucial for both safety and efficient operation. This integral ...

[Get a quote](#)

Contact Us

For catalog requests, pricing, or partnerships, please visit:
<https://www.zenius.co.za>