

## SolarMax Energy Systems

# Inverter rectifier voltage is too high



## Overview

---

**Overvoltage** This is caused by a high intermediate circuit DC voltage. This can arise from high inertia loads decelerating too quickly, the motor turns into a generator and increases the inverter's DC voltage. There are other causes of DC overvoltage, however. POSSIBLE FIXES: 1. Turn the overvoltage controller is.

This is detected by an imbalance of the currents supplying the motor implying a leakage current to earth is present. This is usually caused by poor insulation resistance to earth. POSSIBLE FIXES: 1. Check insulation resistance of the motor and cabling. 2.

We hope you found the information in this article useful if you have a fault not listed and you need technical assistance contact our engineering team.

This occurs when the motor is taking too much current with reference to the value in Group 99, motor data. POSSIBLE FIXES: 1. Check that motor's load is not excessive. 2. Check acceleration time – too fast an acceleration of a high inertia load will cause too.

What causes a DC inverter to overvoltage?

This can arise from high inertia loads decelerating too quickly, the motor turns into a generator and increases the inverter's DC voltage. There are other causes of DC overvoltage, however. POSSIBLE FIXES: Turn the overvoltage controller is on. Check supply voltage for constant or transient high voltage. Increase deceleration time.

What if the frequency inverter voltage is too high?

When the system voltage is too high, the frequency inverter may not be able to stop at a numerical point in order to avoid triggering the DC bus over-voltage protection for its own protection. In such cases, it is recommended to connect the transformer taps to 105%.

What are the most common faults on inverters?

In this article we look at the 3 most common faults on inverters and how to fix

them: 1. Overvoltage and Undervoltage Overvoltage This is caused by a high intermediate circuit DC voltage. This can arise from high inertia loads decelerating too quickly, the motor turns into a generator and increases the inverter's DC voltage.

How do I know if my inverter is overloaded?

Here's what to do: Check the Battery Voltage: Continuous beeping often indicates low battery voltage. Use a multimeter to check the voltage. If it's low, charge the battery or replace it if necessary. Overload Warning: The inverter beeps if it is overloaded. Reduce the number of devices connected to the inverter and see if the beeping stops.

Can a power supply cause an inverter to overvoltage?

Most of the inverters now have an input voltage of up to 460V, so the overvoltage caused by the power supply is extremely rare. The protection measures for the overvoltage of the inverter vary according to the cause of the overvoltage of the inverter.

How do I fix a faulty inverter?

Here's how to address common error codes: Low Voltage Error: Indicates that the battery voltage is too low. Charge the battery and reset the inverter. Overload Error: Reduce the connected load to within the inverter's rated capacity. Over Temperature Error: Move the inverter to a cooler location and ensure adequate ventilation.

## Inverter rectifier voltage is too high

---

### Applications



### The 3 Most Common Faults on Inverters and how to Fix Them

This can be caused by a missing supply voltage phase from a blown fuse or faulty isolator or contactor or internal rectifier bridge fault or simply low mains voltage.

[Get a quote](#)


---

### Inverter Fault Light Solved

In many instances, you should be able to fix this. A fault light on the inverter usually means the voltage is either too high or low. The light also appears when the inverter is overloaded or ...

[Get a quote](#)

---



### untitled []

3.1 Energizing a main circuit voltage when the circuit between G and E is open If a voltage is applied to the main circuit with the circuit between the gate and emitter open, the IGBT would ...

[Get a quote](#)

---



### Inveter AC output voltage too

## high?

When I first got it, the output voltage was 129-130, so I ask the manufacture and they can I can adjust a POD inside and that has reduced it down to 125v (lowest it can go).

[Get a quote](#)



## Growatt Inverter Problems, Warnings And Error ...

Inverters need to maintain a stable connection to the electrical grid to function properly: Grid voltage fluctuations: If the grid voltage falls outside the inverter's ...

[Get a quote](#)

## ALL INVERTER PROBLEMS AND SOLUTIONS

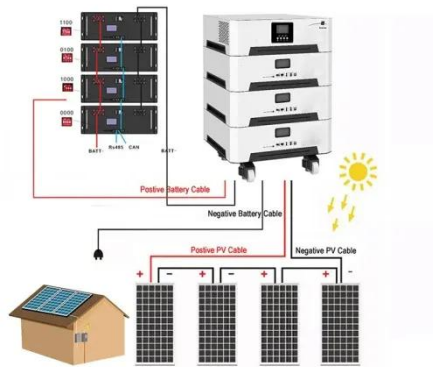
Bad input Voltage/frequency: If the input Voltage or frequency is too high or too low for the preset value of the Inverter or there is power fluctuation, ...

[Get a quote](#)



## 32 Common Faults in Inverters and Their Solutions

Discover the top 32 reasons for inverter failure and how to fix them with our comprehensive troubleshooting guide.



Ensure your inverter is always working efficiently!

[Get a quote](#)

## repair for Eaton 9PX UPS error "DC bus

As for the "DC bus - too high", this is referring to the voltage of the link between rectifier and inverter. Usually caused by either a defective rectifier not switching the IGBTs to regulate the ...

[Get a quote](#)



## Inverter Fault Light Solved

In many instances, you should be able to fix this. A fault light on the inverter usually means the voltage is either too high or low. The light also appears ...

[Get a quote](#)



## Inverter vs rectifier

**Inverter:** An inverter is an electronic device that converts direct current (DC) to alternating current (AC). It is commonly used in applications where AC

power ...

[Get a quote](#)



## 9 Common UPS Faults and Troubleshooting Tips for ...

Discover 9 common UPS faults, including battery and inverter issues. Learn expert troubleshooting steps to resolve power problems and keep your UPS ...

[Get a quote](#)

## What is the cause of the overvoltage of the inverter? How to ...

From this article, you will get the answer for that what is the cause of the overvoltage of the inverter and how to prevent it.

[Get a quote](#)



## 32 Common Faults in Inverters and Their Solutions

Discover the top 32 reasons for inverter failure and how to fix them with our comprehensive troubleshooting guide.



## Home Energy Storage (Stackble system)



Ensure your inverter is always ...

[Get a quote](#)

## repair for Eaton 9PX UPS error "DC bus

As for the "DC bus - too high", this is referring to the voltage of the link between rectifier and inverter. Usually caused by either a defective rectifier not switching the IGBTs to ...

[Get a quote](#)



## Over-voltage and Mitsubishi Heat Pumps , Information by ...

At any rate, the incoming power from the utility company is around 253.2V phase A-B and around 126V phase-ground. The manufacturer, and the HVAC company I worked ...

[Get a quote](#)

## A Friendly Guide to Understanding Bridge Rectifier Failure

Overvoltage: Feeding the rectifier more



voltage than it's rated for can zap the diodes. Overcurrent: Too much current (say, from a load shorting out) can overheat and ...

[Get a quote](#)



## 4-kW 3-phase rectifier with high efficiency and wide

There are 6 modes in the full working state of a traditional 3-phase rectifier, and each mode is necessary for power factor correcting and for realizing the corresponding DC-link ...

[Get a quote](#)

## On sunny days, Inverter switches off when DC voltage gets too ...

Too many volts suggests to me that some component might overheat and ignite, or its electronics burn out, or that the inverter fails completely, as the inverter would not switch ...

[Get a quote](#)



## 1. System Description

Rectifier high DC voltage Over temperature / Fuse fail Battery low stop Inverter abnormal "SELECT" key and




"ENTER" key--Used to select and set LCD display function.

[Get a quote](#)

---

## On sunny days, Inverter switches off when DC voltage gets too high

Too many volts suggests to me that some component might overheat and ignite, or its electronics burn out, or that the inverter fails completely, as the inverter would not switch ...



[Get a quote](#)



## Inverter too high output voltage than normal, problem?

It has a detection voltage range of 180V to 260V and turns on when the electricity voltage is higher or lower when it is set to UPS Mode. Its detection mode is higher (they do not ...

[Get a quote](#)

---

## High Voltage Synchronous Rectifier Design Considerations

The first hurdle to designing a high voltage SR system is the high voltage itself. Traditional methods of synchronous rectification (SR) attempt to directly sense voltage or current, which is ...

[Get a quote](#)



## Rectifier vs. Inverter -- What's the Difference?

A rectifier takes an AC input and transforms it into DC output by allowing current to flow in only one direction. An inverter, on the other hand, ...

[Get a quote](#)

## High Voltage Thyristors (SCRs) and Their Applications

WeEn Semiconductors, as an industry leader in thyristors, has successfully introduced high voltage SCRs covering the 1200V - 1600V range. ...

[Get a quote](#)



## Troubleshooting Inverter Problems: A Step-by-Step Guide

Use a multimeter to measure the voltage. If it's below the required level,

recharge the battery or replace it if it's defective. Inspect the Connections: Loose or corroded ...

[Get a quote](#)



---

## Contact Us

For catalog requests, pricing, or partnerships, please visit:  
<https://www.zenius.co.za>