

## SolarMax Energy Systems

# How to measure the voltage of the battery cabinet



## Overview

---

How do you test a battery?

Always check voltage before load testing a battery. Use MIN/MAX to catch voltage drops when starting the engine. Combine this test with ripple voltage and voltage drop tests for a complete system diagnosis. On maintenance-accessible batteries, also check electrolyte level and specific gravity if voltage is low.

How do you test a battery with a multimeter?

Connect multimeter probes to battery & measure the voltage. The voltage should fall across the specified in the cell or battery's datasheet. For NMC (Nickel-Manganese-Cobalt), this will range between 2.5 V & 4.2 V per cell. An LFP (Lithium Iron Phosphate) cell (or) battery will have a voltage between 2.5 V and 3.7 V.

What is a battery voltage test?

It's a simple test that can reveal undercharging, overcharging, or early signs of battery failure — before deeper diagnostics are needed. Follow this step-by-step guide to measure battery voltage with a multimeter. Measuring battery voltage is a fast, essential way to determine the state of charge.

How do I measure battery voltage?

The same idea still applies- you want to measure battery voltage (V), so look for the option that includes a "V" with a solid line across the top-It's ok if the unit also has dashes above the V, as this unit it does, but only because it also has the solid line.

What tools do you need to test a battery?

Without the correct tools, you won't be able to accurately test the voltage in your batteries, which could lead to inaccurate results or even potential safety risks. Here's a quick list of the tools you'll need: Multimeter: This is the

primary tool for testing battery voltage. It's versatile, accurate, and can measure both AC and DC voltages.

Can voltage predict a battery's state of Health?

Voltage alone cannot predict a battery's state of health (SoH). Connect multimeter probes to battery & measure the voltage. The voltage should fall across the specified in the cell or battery's datasheet. For NMC (Nickel-Manganese-Cobalt), this will range between 2.5 V & 4.2 V per cell.

## How to measure the voltage of the battery cabinet

---



### How To Test Battery Voltage With A Multimeter?

This comprehensive guide will demystify the process of testing battery voltage using a multimeter. We will explore the fundamental principles of electricity relevant to ...

[Get a quote](#)

---

### How do you measure battery voltage?

However, the methods people use to measure battery voltage varies significantly and as a result, so do their answers. The most-accurate way to measure battery voltage is not through a dash ...



[Get a quote](#)

---



### How to measure the voltage of batteries in the battery cabinet

If we assume one terminal of the battery pack is connected to ground, we can measure the open circuit voltage across each cell. This works because DMMs measure differential voltage, or the ...

[Get a quote](#)

---

## Battery Testing Procedure

When the battery is rested, its voltage represents the level of charge in an open circuit. Voltage alone cannot predict a battery's state of health (SoH). Connect multimeter ...

[Get a quote](#)



## How to do UPS Battery Wiring?

F. Before connecting the battery cables from the battery cabinet to the host, measure the battery voltage with a multimeter, which should be 103.36V, and ...

[Get a quote](#)

## How to Check Voltage with a Multimeter Easily

To check voltage with a multimeter, set the multimeter to the DC voltage setting (usually indicated by "V" with a straight line). Connect the red probe to the positive terminal of ...

[Get a quote](#)



## How to Use a Voltage Tester: A Step-by-Step Guide ...

Using a voltage tester is an essential skill for anyone undertaking electrical work, ensuring that the area is safe from

electrical currents before ...


[Get a quote](#)



## How to Check the Battery Voltage: A Comprehensive Guide?

Using a digital multimeter, you measure voltage by connecting the red probe to the battery's positive terminal and the black probe to the negative terminal, then reading the ...

[Get a quote](#)



## Internal Resistance series. Part II: How to determine the

Part II: How to determine the internal resistance of a battery? Introduction The field of battery and energy storage continues to grow exponentially with the development of ...

[Get a quote](#)

## How to Measure Voltage (with Pictures)

Voltage is a measurement of potential

electric energy between two points. You can measure the voltage of household circuitry or batteries using ...

[Get a quote](#)



## Revolutionize Your Electrical Game: How to Check Voltage Meter ...

What To Know Knowing how to check a voltage meter is an essential skill for anyone who works with electricity, whether you're a DIY enthusiast, a homeowner, or a ...

[Get a quote](#)


## How to measure the voltage of batteries in the battery cabinet

Generally, a fully charged 6-volt battery should read around 6.3 to 6.5 volts, an 8-volt battery should have a voltage of 8.4 volts or higher, and a 12-volt battery should read around 12.6 volts.

[Get a quote](#)



## How to Safely Use a Multimeter to Check AC Voltage: Essential ...



Using a multimeter to check AC voltage is a valuable skill for anyone working with electrical systems. By following proper safety precautions and using the right techniques, I can ...

[Get a quote](#)

---

## DC Measurements: the DMM

Measure the battery voltage again. Is it the same as before? Part B: Measuring Current with the DMM To measure current, we must connect the meter in series with the circuit we are ...

[Get a quote](#)



## How to Check Battery Cell Voltage

To check battery cell voltage, you use a digital multimeter to measure the voltage across each individual cell terminal. This simple process reveals the health and charge status ...

[Get a quote](#)

---

## How To Check The Battery Voltage With Multimeter? Simple ...

It's a device that allows you to measure voltage, current, and resistance,



providing valuable insights into the electrical circuits of various devices. While multimeters can seem ...

[Get a quote](#)



## How to measure battery power of solar panels

This ensures the long-term reliability and cost-effectiveness of your solar power system. Several methods can be used to test the performance of a solar battery: Voltage Testing: Voltage ...

[Get a quote](#)

## How to Measure Battery with Multimeter? A Step-by-Step Guide

Understanding Voltage, Current, and Resistance Voltage is the electrical potential difference between two points in a circuit, measured in volts (V). It represents the driving force ...

[Get a quote](#)



## How do you measure battery voltage?

However, the methods people use to





measure battery voltage varies significantly and as a result, so do their answers. The most-accurate way to measure ...

[Get a quote](#)

## How To Use A Multimeter To Check Battery Voltage?

This guide will walk you through the process of using a multimeter to check battery voltage, from understanding the basics of multimeters to practical step-by-step instructions ...

[Get a quote](#)



## How to Measure Battery Voltage with a Multimeter , Fluke

Follow this step-by-step guide to measure battery voltage with a multimeter. Measuring battery voltage is a fast, essential way to determine the state of charge.


[Get a quote](#)

## How to Check Voltage with a Multimeter Easily

To check voltage with a multimeter, set

the multimeter to the DC voltage setting (usually indicated by "V" with a straight line). Connect the red ...

[Get a quote](#)



---

## Contact Us

For catalog requests, pricing, or partnerships, please visit:  
<https://www.zenius.co.za>